

2023 annual report to the Community

# Penong Primary School and Penong Preschool

Penong Primary School number: 338

Penong Preschool number: 6681

Partnership: Far West



School principal:

Karen E Murray

Date of endorsement:

22/02/2024



Government  
of South Australia  
Department for Education

# Context Statement

Penong Primary School caters for students from R-7. At the time of this report, the enrolment in 2023 is 37. Penong Primary School is classified as Category 2 on the Department for Education Index of Educational Disadvantage. At the time of this report, the school population includes 41% Aboriginal students, 3% students with disabilities, 27% students with English as an additional language or dialect (EALD) funded background. Further information about the school is available on the school's website (including its context statement), as well as the My School website.

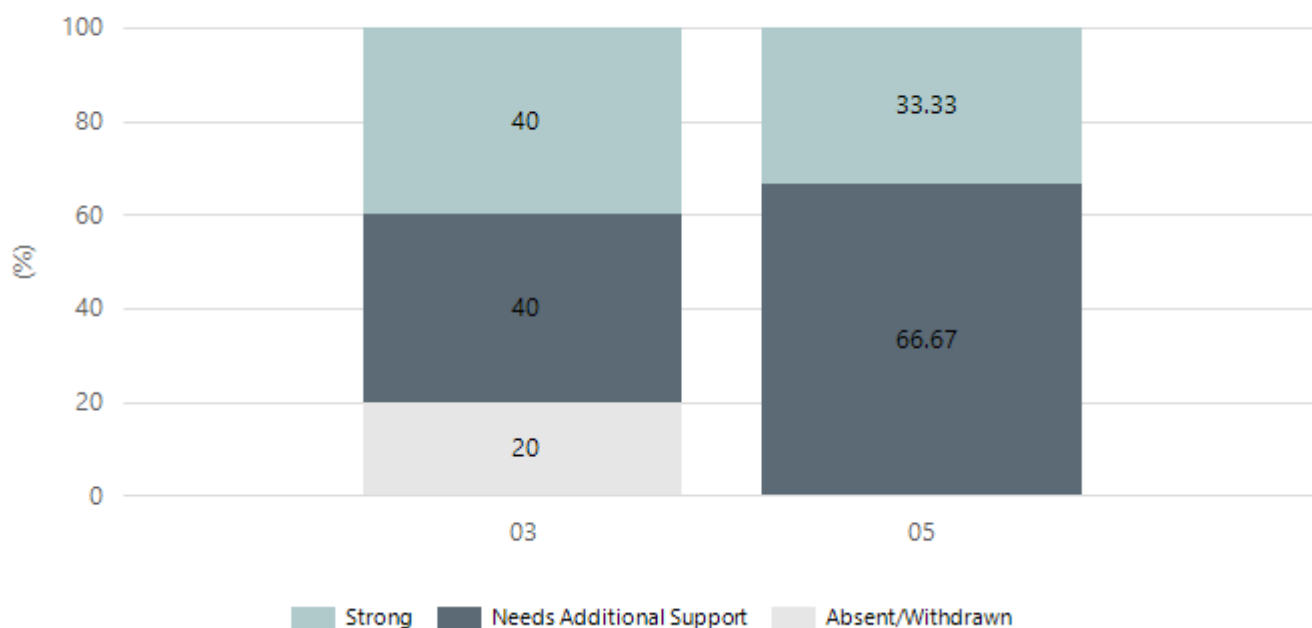
Information about Penong Preschool is available on the centres website, as well as the Australian Childrens Education and Care Quality Authority (ACECQA) website.

## Performance Summary

### NAPLAN Proficiency

In 2023, the Australian Curriculum, Assessment and Reporting Authority (ACARA) - a Commonwealth Independent statutory authority - announced changes to NAPLAN performance reporting. This new way of reporting by ACARA that NAPLAN results from 2023 will not be comparable to previous years. The new approach replaces the previous numerical NAPLAN bands and the national minimum standard.

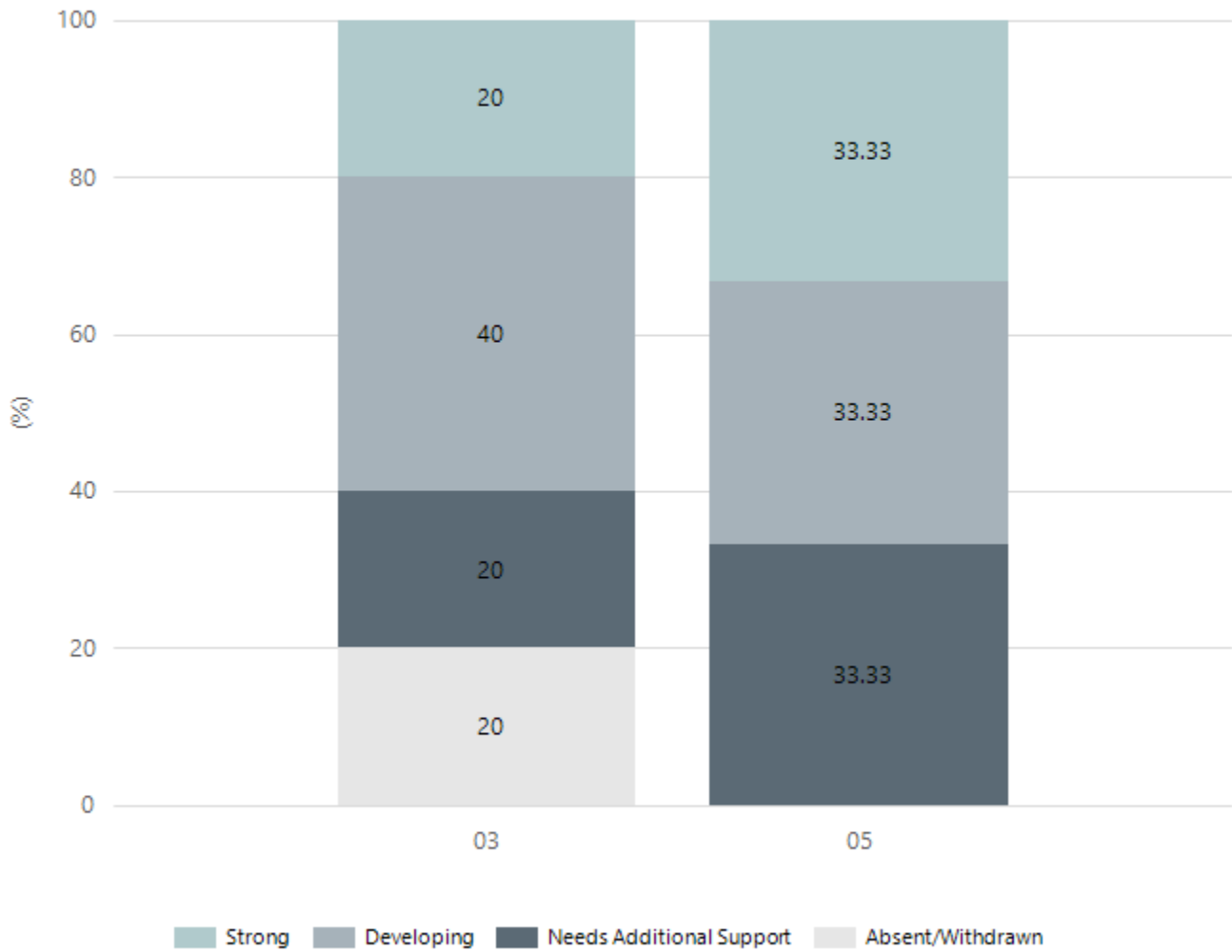
#### Numeracy



Year Level	03	05
Strong	2	1
Needs Additional Support	2	2
Absent/Withdrawn	1	
Total	5	3

Data Source: Department for Education Assessment Data Holdings, 2023. When there are less than six students in a cohort, no data is supplied.

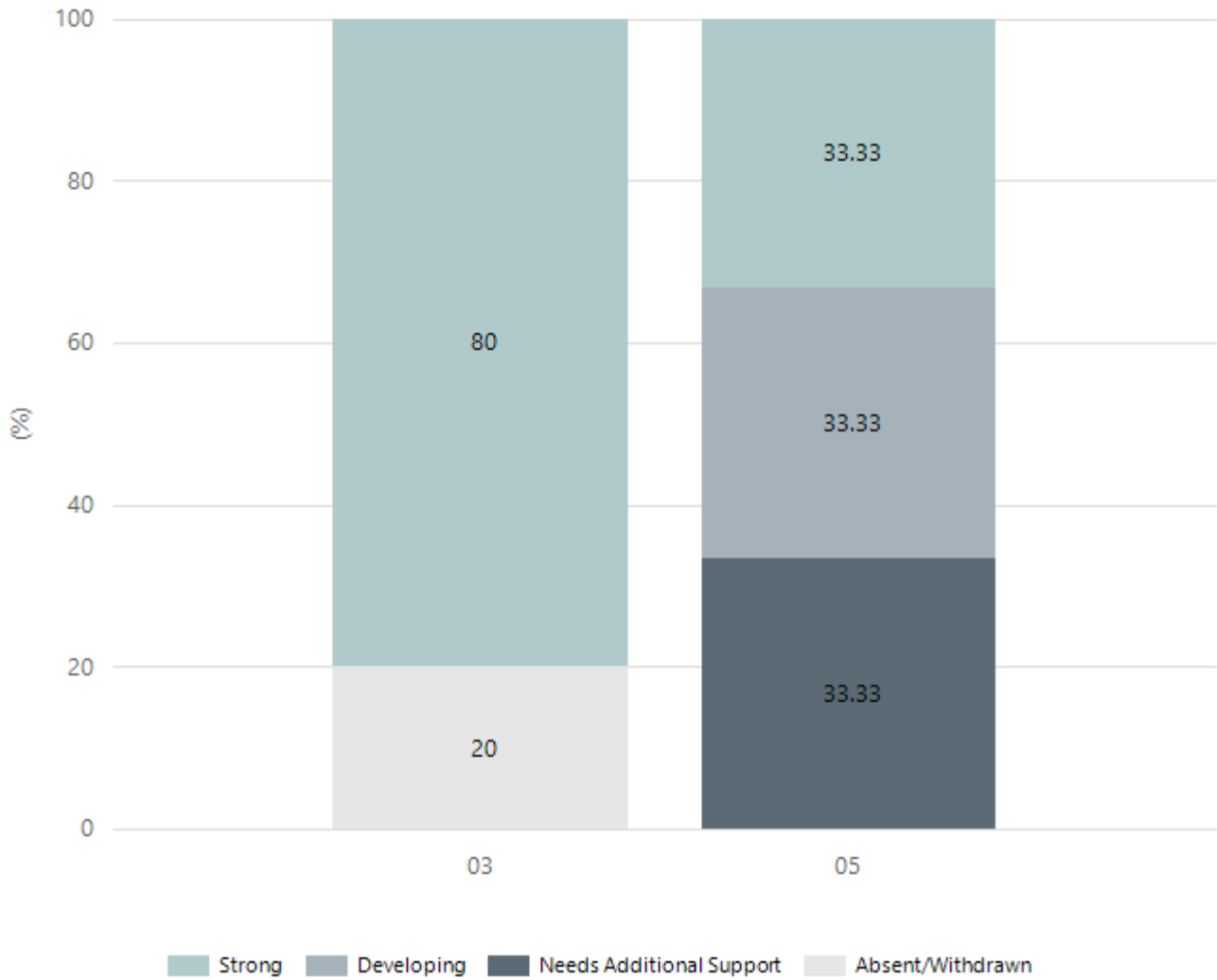
## Reading



Year Level	03	05
Strong	1	1
Developing	2	1
Needs Additional Support	1	1
Absent/Withdrawn	1	
Total	5	3

Data Source: Department for Education Assessment Data Holdings, 2023. When there are less than six students in a cohort, no data is supplied.

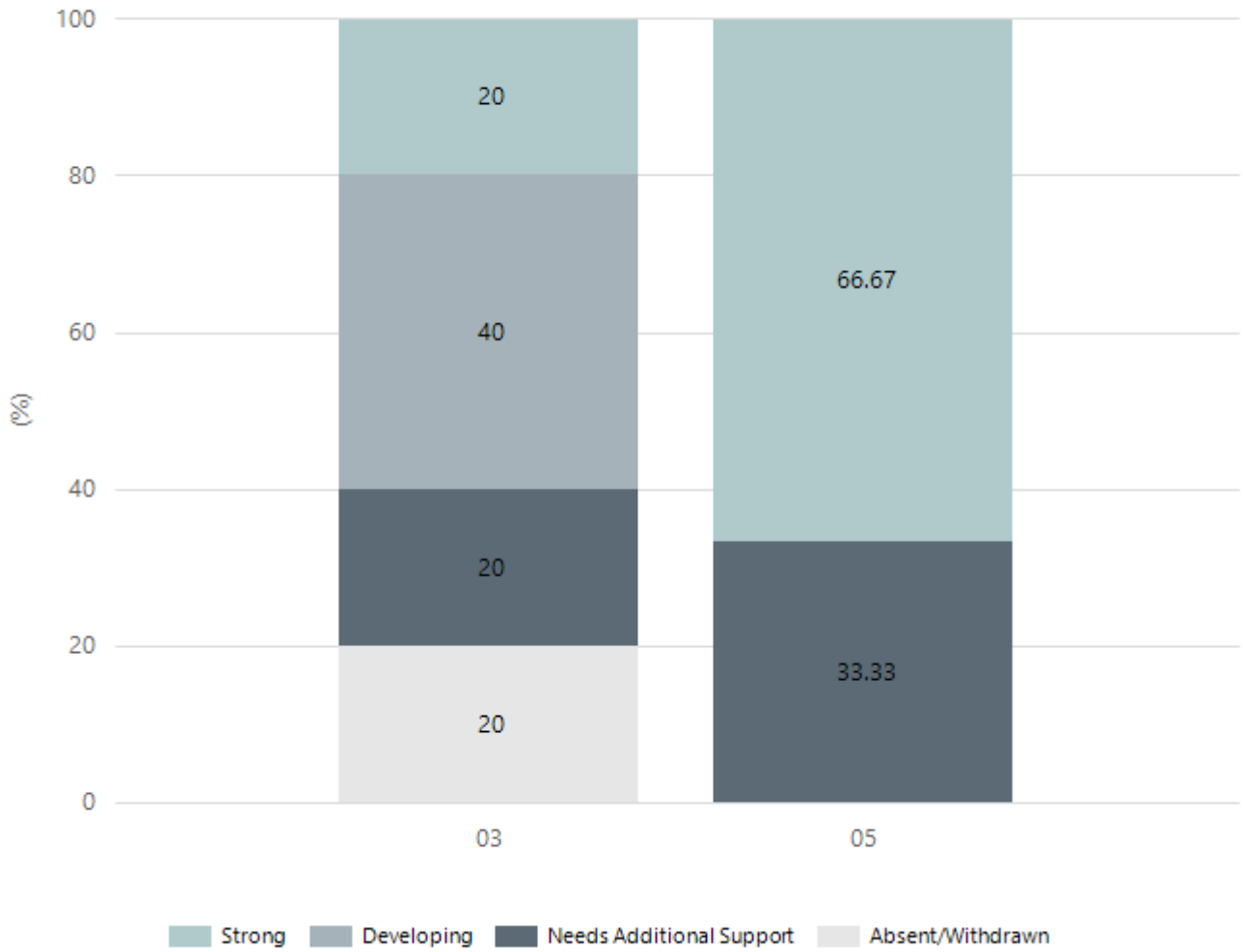
## Writing



Year Level	03	05
Strong	4	1
Developing		1
Needs Additional Support		1
Absent/Withdrawn	1	
Total	5	3

Data Source: Department for Education Assessment Data Holdings, 2023. When there are less than six students in a cohort, no data is supplied.

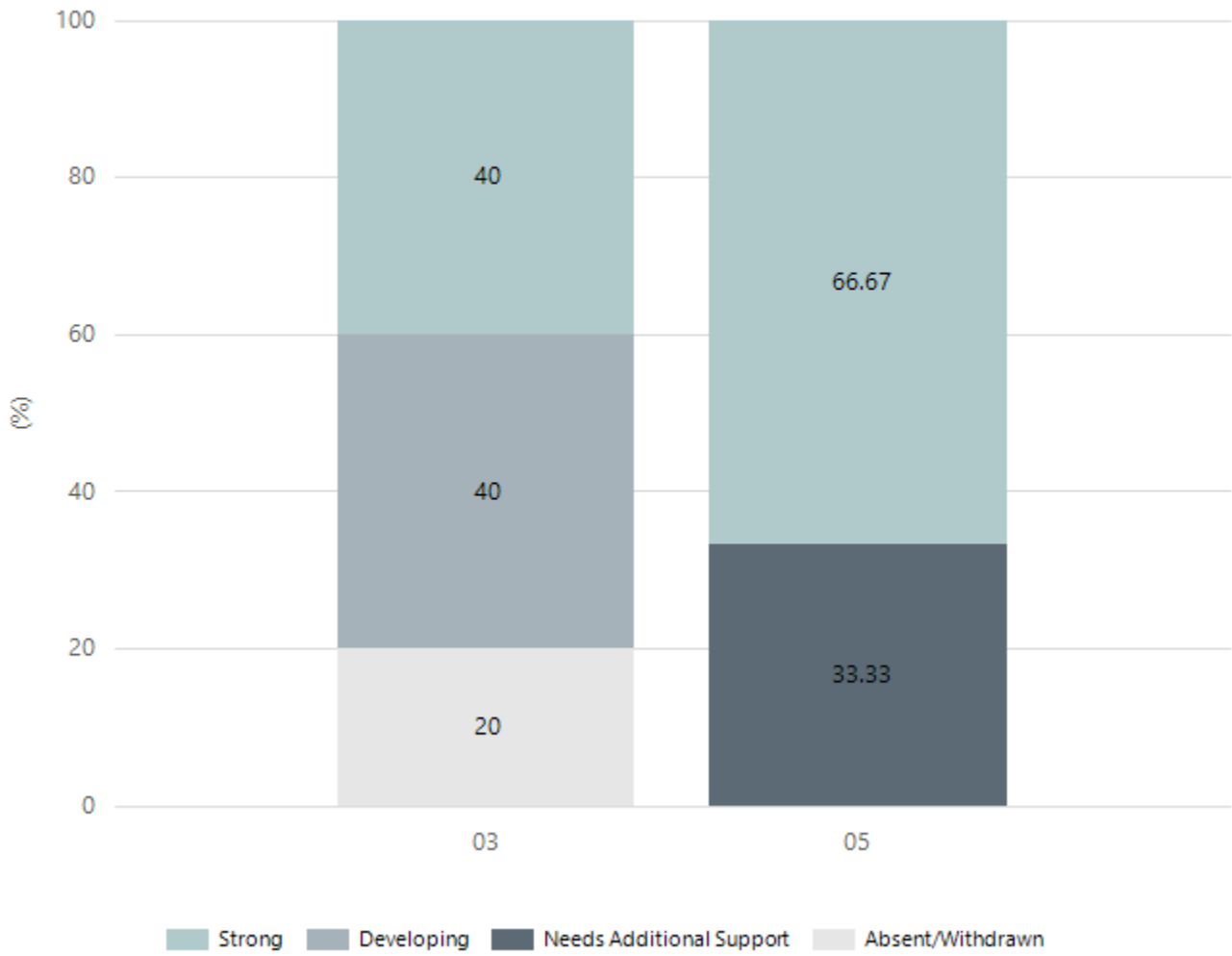
## Grammar



Year Level	03	05
Strong	1	2
Developing	2	
Needs Additional Support	1	1
Absent/Withdrawn	1	
Total	5	3

Data Source: Department for Education Assessment Data Holdings, 2023. When there are less than six students in a cohort, no data is supplied.

## Spelling



Year Level	03	05
Strong	2	2
Developing	2	
Needs Additional Support		1
Absent/Withdrawn	1	
Total	5	3

Data Source: Department for Education Assessment Data Holdings, 2023. When there are less than six students in a cohort, no data is supplied.

## Preschool Attendance

	Term 1	Term 2	Term 3	Term 4
2020 centre	54.2%		56.7%	59.5%
2021 centre	86.5%	80.4%	80.8%	67.7%
2022 centre	96.9%	77.8%	40.7%	77.8%
2023 centre	73.3%	75%	73.3%	92.5%
2020 state	89.1%		84.6%	85.8%
2021 state	87.3%	85.3%	87.1%	84.5%
2022 state	83.6%	77.6%	77.9%	77.8%
2023 state	85.4%	82.9%	83.4%	81.4%

Based on attendances recorded in the two-week reference period each term. Data for eligible enrolments as described in the department's Enrolment policy. Attendance rates may differ to previous reporting with the transfer from calculations based on deemed attendance to actual attendance using booked hours divided by attended hours. Data Source: Department for Education Attendance Data, Semester 1 Report 2023. A blank cell indicates there we no students enrolled.

Note: Term 2 2020 data may not be available for all preschools.

## School Attendance

Year Level	2021	2022	2023
Reception	84.4%	68.8%	86.4%
Year 01	82.8%	82.5%	66.5%
Year 02	72.2%	81.1%	74.0%
Year 03	91.4%	79.3%	83.0%
Year 04	82.9%	77.8%	61.3%
Year 05	82.6%	86.3%	79.5%
Year 06	86.4%	75.9%	91.4%
Year 07	74.6%	58.3%	76.9%
Total	81.8%	76.7%	77.4%

Data Source: Department for Education Attendance Data, Semester 1 Report 2023. A blank cell indicates there we no students enrolled. 'Primary Other' includes students enrolled in specialised education options. 'Secondary Other' includes students who have already spent a year at Year 12 and elected to undertake further study at Year 12.

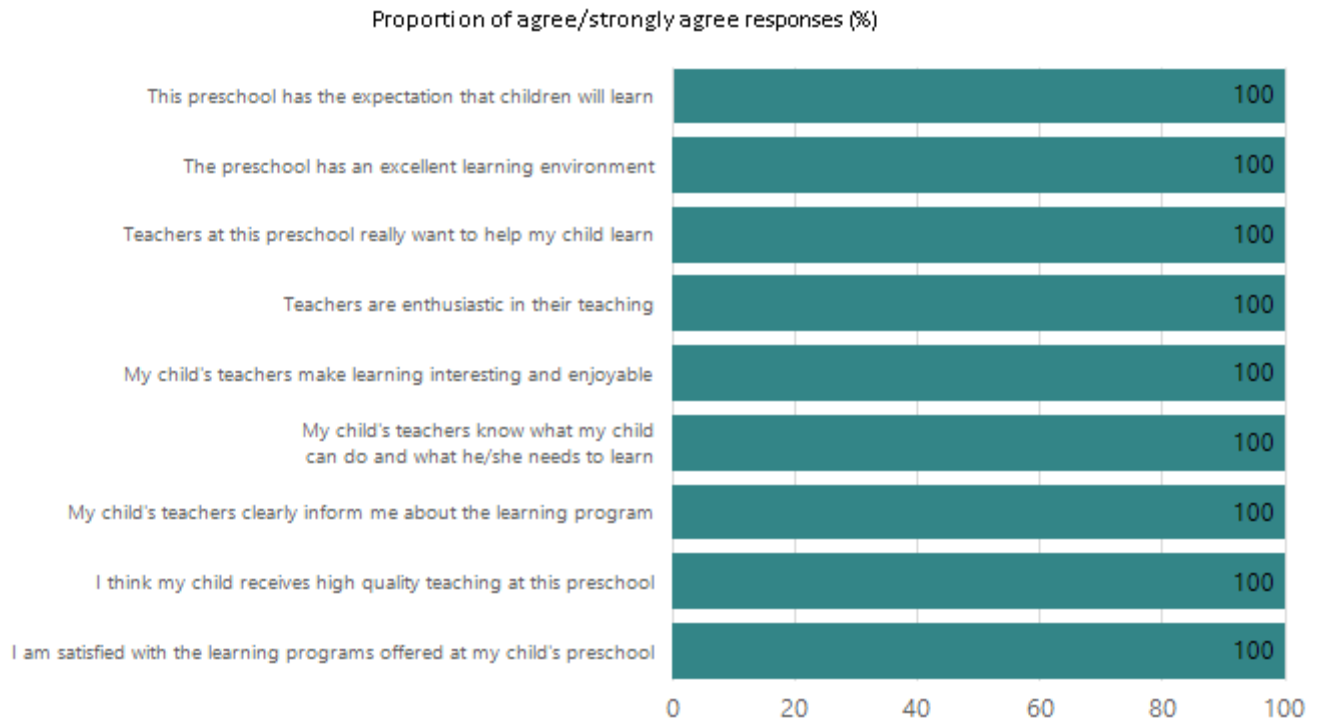
## Attendance Comment

In South Australia, preschool attendance is not compulsory, but it is strongly encouraged. Preschool gives children the best opportunity to develop skills, which prepare them for school. These benefits include establishing positive routines and habits, friendships and connections as well as developing communication, problem-solving and creative skills. All children are entitled to access a preschool program over 4 terms the year before they start school.

In South Australia, all children and young people must be in school from 6 years to 16 years old. They must attend a government or non-government school full time. From age 16 to 17 however, young people must attend school or an approved learning program (such as an apprenticeship, traineeship, accredited course or university). Schools and parents must encourage and support students to come to school every day. Parents and caregivers must make sure their child is enrolled in a school, and attends school all day and everyday it is open, unless a child is sick or has an approved exemption. Teachers and leaders actively follow up when a student misses school, including recording all absences and non-attendance. All schools in South Australia have local attendance procedures governed under the Education and Children's Services Regulations 2020.

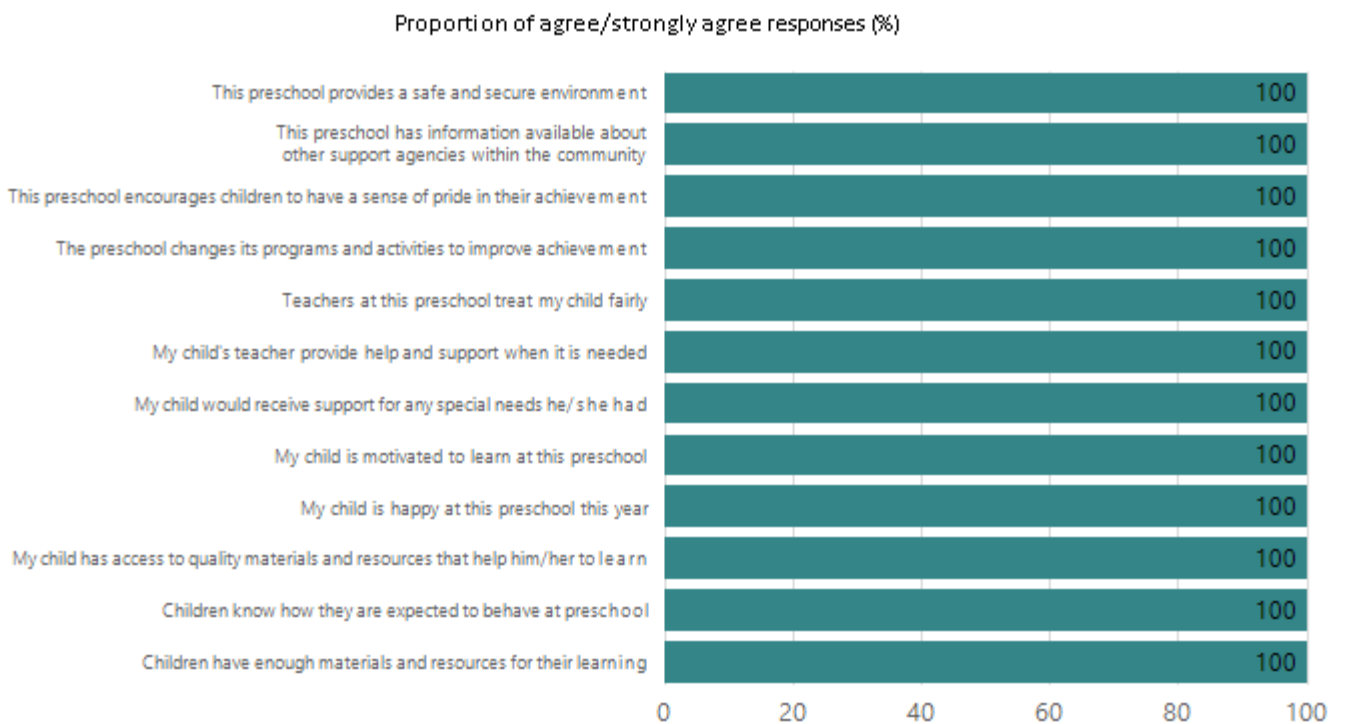
# Preschool Family Opinion Survey

## Quality of Teaching and Learning



Data Source: 2023 Department for Education Preschool Family Opinions Survey, Term 3 2023.

## Support of Learning

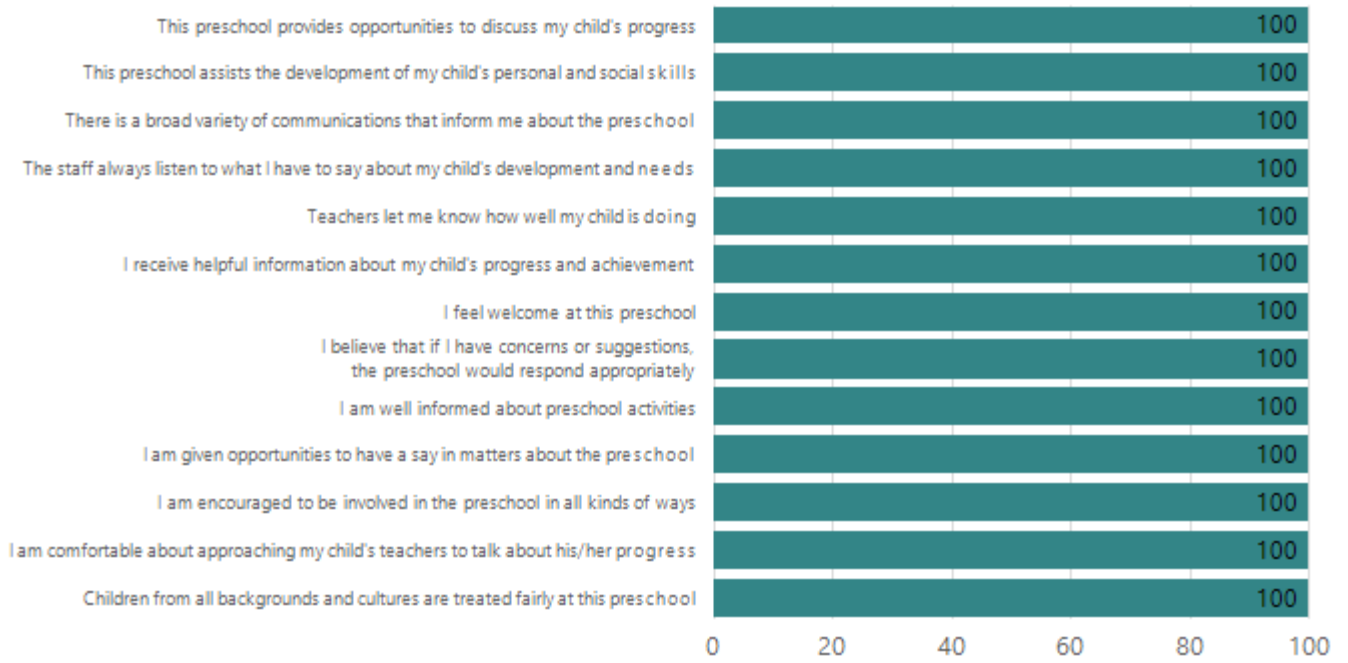


Data Source: 2023 Department for Education Preschool Family Opinions Survey, Term 3 2023.



# Relationships and Communication

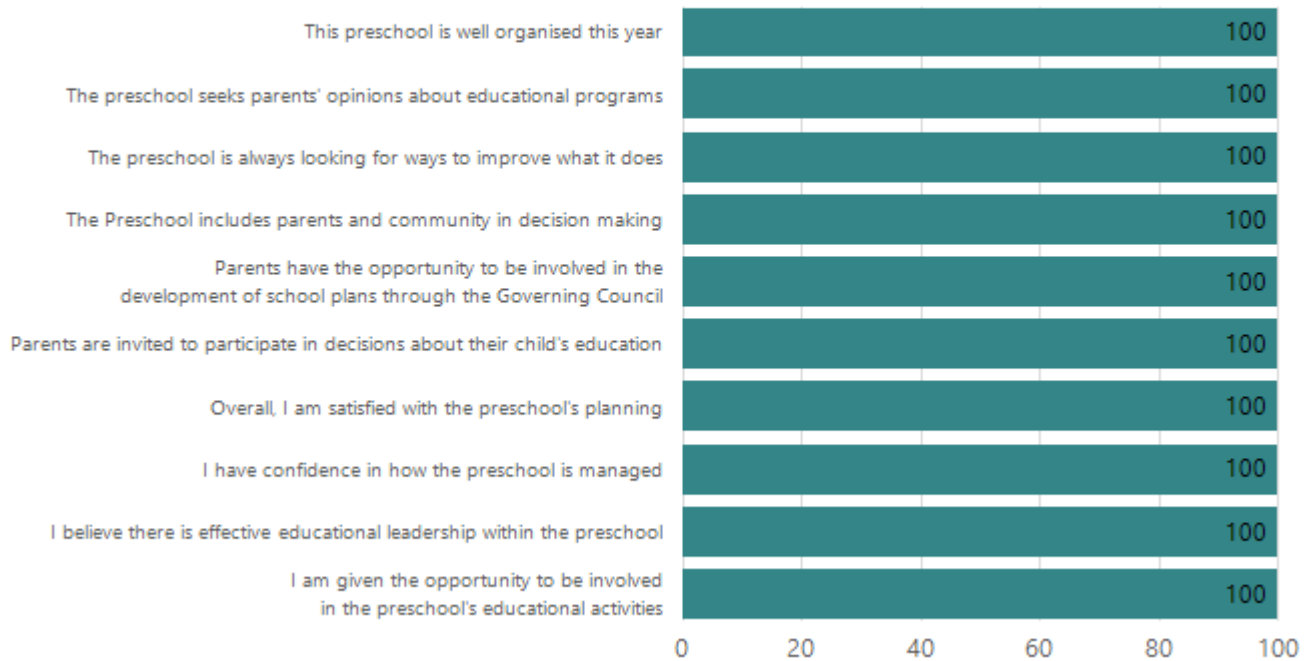
Proportion of agree/strongly agree responses (%)



Data Source: 2023 Department for Education Preschool Family Opinions Survey, Term 3 2023.

# Leadership and Decision Making

Proportion of agree/strongly agree responses (%)

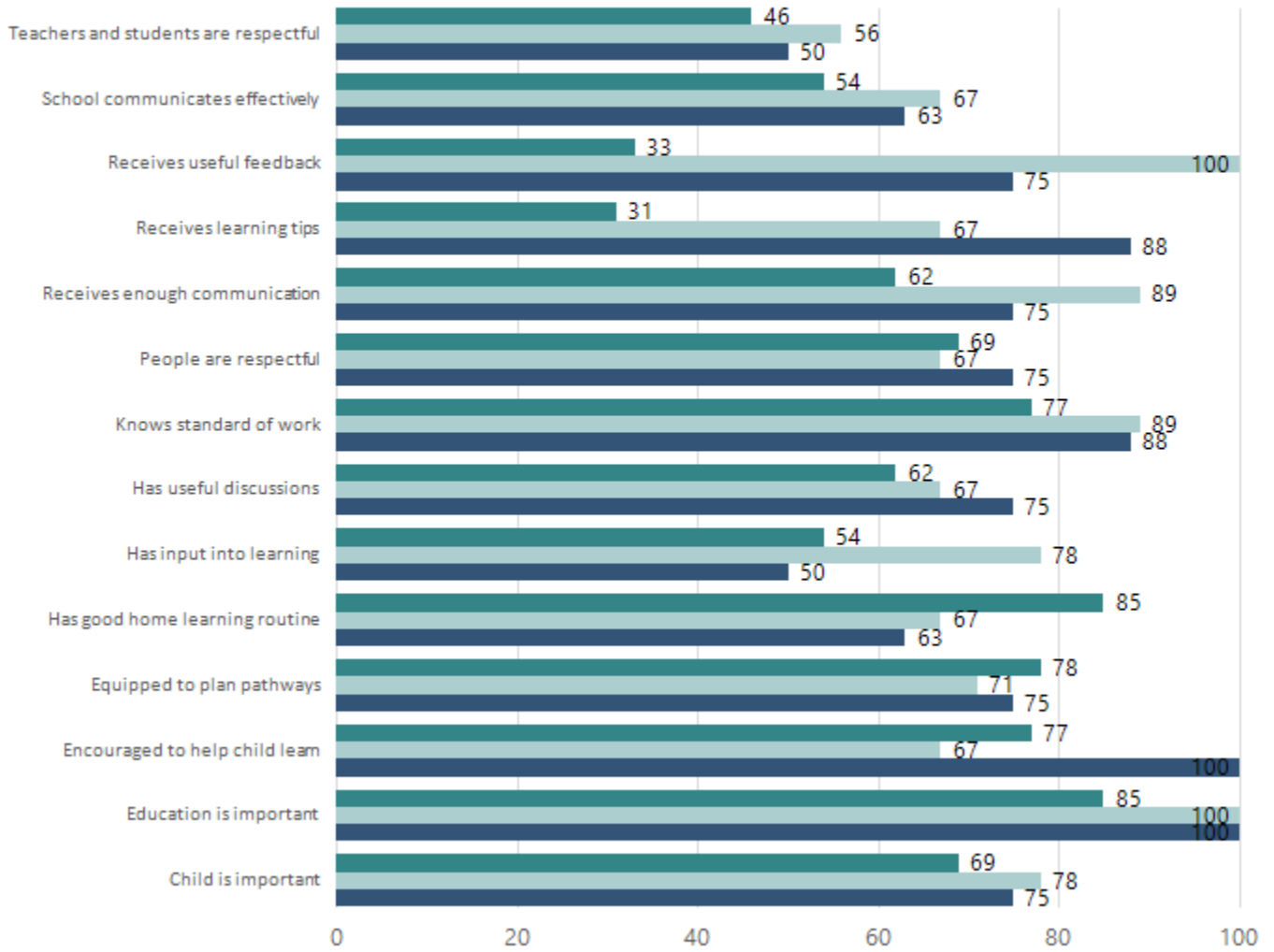


Data Source: 2023 Department for Education Preschool Family Opinions Survey, Term 3 2023.

# Parent Opinion Survey Results

Proportion of agree/strongly agree response(%)

2021 2022 2023



Data Source: 2023 Department for Education Parent Opinions Survey, Term 3 2023.

## Destination Schools

Feeder Schools (Site number - Name)	2021	2022	2023
0338 - Penong Primary School	92.3%	88.9%	66.7%
9999 - Unknown	7.7%	11.1%	33.3%

Note: The data is collected in term 3. It does not reflect actual schools enrolled in by existing preschool children. A blank cell indicates there was no data for students enrolled.

Data Source: Department for Education Destination Data Report, 2023.

## Intended Destination

Leave Reason	Number	%
TG - TRANSFERRED TO SA GOVERNMENT SCHOOL	1	100.0%

Data Source: Department for Education Destination Data Report, 2023. Data extract term 3 2023. Data shows recorded destinations for students that left the school in the previous year. Data is uploaded by schools in term 3 and may not reflect final or total figures at time of report creation.

# Highest Qualifications held by the teaching workforce and workforce composition

All teachers at this school are qualified and registered with the SA Teachers Registration Board.

Qualification Level	Number of Qualifications
Bachelor's degrees or Diplomas	4
Postgraduate Qualifications	1

Data Source: Data extracted from Mandatory Workforce Information Collections as on the last pay date of June 2023. As self-reported by staff in the system.

Please note: Data includes staff who are Actively employed and on extended paid leave. Please note only the highest qualification of the Teaching staff is reported. Excludes any number of other certifications earned.

## Workforce composition including indigenous staff

	Teaching Staff		Non-Teaching Staff	
	Indigenous	Non-Indigenous	Indigenous	Non-Indigenous
Full-Time Equivalents	0.0	4.2	0.0	4.4
Persons	0.0	5.0	0.0	8.0

Data Source: Data extracted from Mandatory Workforce Information Collection as on the last pay date of June 2023.

Please note: Data includes staff who are actively employed and on extended paid leave. "Indigenous category" is self-reported by staff in the system.

## Financial Statement

Funding Source	Amount
Grants: State	971,020.12
Grants: Commonwealth	30,000.00
Parent Contributions	18,702.75
Fund Raising	5,296.50
Other	33,914.98

Data Source: School supplied data

# Governing Council Report

Looking back on 2023 in some senses I feel like it was only last week we had our first Governing Council meeting for the year, and in other ways feel like it was years ago.

This year our Governing Council body has consisted of Mel Haines as Secretary, Danielle Warmington as Treasurer and committee members Alli Shipard, Jo Ormsby, Jenny Hardy, Jess Viersma, Fran Seemann, Rebecca Freeman, Karen Murray as Principal and Myself as Chairperson.

In May we ran a very successful Mother's Day Raffle, raising \$623 for our children, which was a fantastic effort from Governing Councillors and our school families alike.

In Terms 3 and 4 we catered for the GRA Gypsum providing morning tea on 3 occasions. Thank you to the families who cooked and supported this. In 2024 we hope that this will continue and will be asking all families to support this as an ongoing fundraiser.

It was discussed at a meeting at the start of the year to run a free lunch for our school students. We trialled this in term 2, providing Spaghetti Bolognese, Tuna Mornay, cake and honey crackles. The children really showed that they appreciated this. All children sat around tables and enjoyed this delicious wholesome food. It was very humbling to see the children getting so much joy and excitement from this. Thank you to Mrs Murray, Jo & Alli for supplying lunch on this day.

In Term 4 we ran another lunch, serving taco's pizza and cake. Once again the children really responded to this and enjoyed the entire experience. Seeing children try food that they usually wouldn't eat and going back for seconds and thirds, was lovely to see. Thank you Fran, Mel, Jo and Danielle for your support with this lunch.

We subsidised the school camps. Upper Primary going to Adelaide and Junior Primary going to Wudinna. To be able to contribute to these and reduce cost for families is very important and a vital contribution towards the cost.

As a Governing Council we also contributed to swimming lessons in Term 4, subsidising the cost of lessons to make them more affordable for families.

We held a very successful Strawberry Fete in week 5, Term 4. I would like to thank Mel for all her efforts in the lead up to the day. Thank you to the councillors and family members who came and helped on the day, hulling strawberries and setting up the hall. Your support is greatly appreciated. To everyone who had a role on the night, thank you for your contribution to the smooth running of the night. The night went very well and was enjoyed by many. Thank you to Mrs Murray and the staff for your efforts with the children in the build up to the night. This is a massive job, but to see it all come together on the night is very humbling. The introduction of the survey was a great way to get feedback from parents and visitors from the night, thank you to everyone who took time to fill this out.

I would like to thank Mrs Karen Murray for her contribution to the year. Your commitment and effort you give to the school is imperative. So thank you.

To all our councillors, thank you for your valuable input and support throughout the year. You all played a very important role to the success of the year.

We would love for you to give some thought into the possibility of coming on the Governing Council in 2024. We are seeking new members and your voice is important and we would love to see you come on board.

Wishing you a very Merry Christmas, and see you next year.

Regards

Nicole Warmington,

Governing Council Chairperson